


## W-series – Compact design

**WDU 4N**

**WPE 4N**

The compact WDU 4N and WPE 4N terminals are the latest additions to the W Series of terminal blocks.

Features include:



- **Wemid moulding material** rated UL94-V0/120 °C
- **Fast** cross-connections using plug-in ZQV jumpers
- **Proven** clamping yoke termination system
- **Space saving design** as a result of low height
- **Easy assembling** because of ergonomic design

### United States

Weidmüller Inc.  
821 Southlake Blvd.  
Richmond, Virginia 23236  
Telephone: (800) 849-9343  
Facsimile: (804) 379-2593  
Email: [info@weidmuller.com](mailto:info@weidmuller.com)  
Website: [www.weidmuller.com](http://www.weidmuller.com)

### Canada


Weidmüller Ltd.  
10 Spy Court  
Markham, Ontario L3R 5H6  
Telephone: (800) 268-4080  
Facsimile: (905) 475-2798  
Email: [info1@weidmuller.ca](mailto:info1@weidmuller.ca)  
Website: [www.weidmuller.ca](http://www.weidmuller.ca)

### Mexico


Weidmüller, S.A. de C.V.  
5 Sur No. 4311  
Col. Huexotitla  
72534 Puebla, Pue. Mexico  
Telephone: (22) 37 2549  
Facsimile: (22) 43 1981  
Email: [weidmull@acnet.net](mailto:weidmull@acnet.net)

# W-series-Compact design

## WDU 4N



## WPE 4N



### Dimensions

Width/length/height (mm) with TS 35x 7.5  
 Insulation stripping length/clamping screw/screwdriver blade  
**VDC rated data, 0611 Part 1/8.92/IEC 60 947-7-1**  
 Rated voltage/rated current/rated cross-section  
 Rated impulse voltage/pollution severity

### Further Technical Data

Tightening torque range NM  
 Torque setting with DMS 2 electric screwdriver

### Clampable conductor

Solid H07V-U mm<sup>2</sup>  
 Stranded H07V-R mm<sup>2</sup>  
 Flexible H07V-K mm<sup>2</sup>  
 Flexible H07V-K and ferrule according to DIN 46 228/1 mm<sup>2</sup>  
 Flexible H07V-K and ferrule with plastic insul. collar mm<sup>2</sup>  
 Max. clamping range in mm<sup>2</sup> Gauge pin to IEC 60-947-1 Size  
 Continuous current rating ZQV 2-5 pole A  
 of cross-connection ZQV 6-10 pole A

### UL/CSA rated data

Voltage/current/conductor size UL  
 Voltage/current/conductor size CSA

### Ordering data

#### Version

Beige Wemid  
 Blue Wemid  
 Green/yellow PA


### End plate/partition

WAP (thickness 1.5mm)  
 Beige Wemid  
 Blue Wemid  
 Beige Wemid



### Cross-connection

ZQV 4N  
 2-pole  
 3-pole  
 4-pole  
 10-pole  
 41-pole



### Test Adapter



### Support Block

SH2

### Cover

WAD with Symbol  
 WAD white  
 for self-labeling

### Group marking

T 5  
 WGB



Tag carrier  
 for S 10 markers

### Marking tags

DEK WS DEK blank  
 WS white blank  
 WS indiv. printed



6/44/38.5

10/M3/3.5 x 0.6

500 V/32 A/4 mm<sup>2</sup>  
 6 kV/3

0.5 - 1.0

2

0.5...6

1.5...6

0.5...4

0.5...4

0.5...4

0.5...4

0.13...6

32

32

300V/10A /22-10AWG

300V/10A /26-10AWG

#### for ZQV

#### Qty.

1042600000

100

1042680000

100

#### Type

#### Cat. No.

#### Qty.

WAP-WDU 2.5N/4N

1060000000

50

WAP-WDU 2.5N/4N

1060080000

50

TW (1.5)

019186000

20

#### ZQV

#### Qty.

1758250000

60

1762630000

60

1762620000

60

1758260000

20

1758270000

10

WTA 1

1632290000

50

TA 1

053586000

20

6/49/38.5

10/M3/3.5 x 0.6

- V/ -A/4 mm<sup>2</sup>  
 6 kV/3

0.5 - 1.0

2

0.5...6

1.5...6

0.5...4

0.5...4

0.5...4

0.5...4

0.13...6

32

32

-V/-A/22-10AWG

-V/-A/26-10AWG

1042700000

100

#### Type

#### Cat. No.

#### Qty.

WAP-WDU 2.5N/4N

1060000000

50

WAP-WDU 2.5N/4N

1060080000

50

TW (1.5)

019186000

20

0494920000

10

WAD 4

1072000000

50

WAD 4 white

1072100000

50

T 5

0348500000

100

SF 10

0332400000

1000

SG 10

0332500000

1000

T 5

0348500000

100

SF 10

0332400000

1000

SG 10

0332500000

1000

DEK 6

0468560000

500

WS 12/6

1609900000

600

WS 12/6

1609910000

120

DEK 6

0468560000

500

WS 12/6

1609900000

600

WS 12/6

1609910000

120

Mounting rails, end brackets, further marking material see catalogue section "Accessories"